

# TRITEC

ENERGY FOR A BETTER WORLD

## TRI-ROOF+

The perfect mounting solution  
for roof-integrated PV systems.

- secure
- aesthetic
- efficient



### The main advantages:

- Floating in-roof system, thus no thermal separation necessary
- Closed module surface for highest aesthetics
- Special profiles for maximum water impermeability
- Optimum load distribution and stability
- Suitable for all common framed solar modules

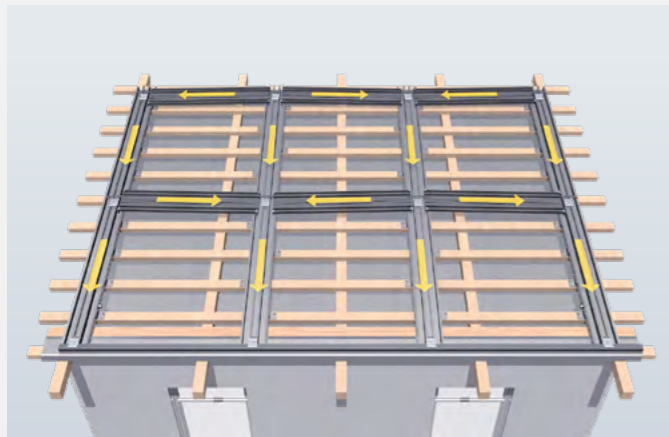
[www.tritec-energy.com](http://www.tritec-energy.com)

# TRI-ROOF+ FOR IN-ROOF

This way you easily increase your efficiency

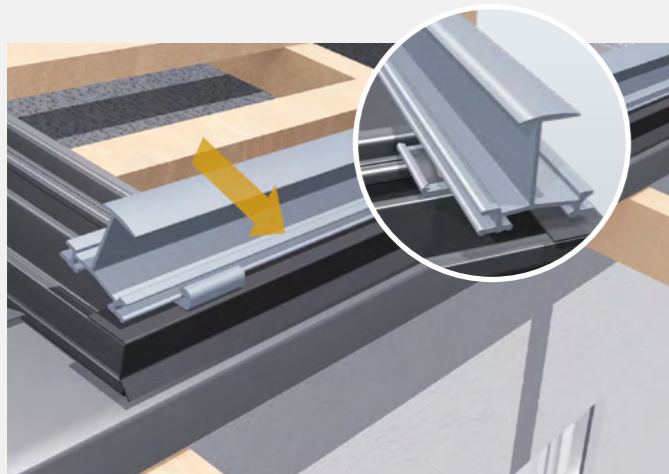
The TRI-ROOF+ in-roof mounting system replaces parts of the roof or the entire roof covering. Thanks to smart planning software and patented SafeClick mounting, the PV in-roof insertion system is extremely safe and easy to install on the roof. The innovative water drainage system ensures safe drainage of rainwater. The PV modules are easily inserted into the insertion profiles and are held in place by their own weight. Additional fastening of the modules is completely unnecessary.

## This is how clever TRI-ROOF+ is installed




### 1. Attach the substructure

The substructure is mounted directly onto the roof battens. The rainwater is safely drained off via the innovative water drainage system.




### 3. Clicking the TS insert profiles into the SafeClick

The insertion profiles are clicked into the SafeClick and are floatingly connected to the roof. Damage to the roof and module caused by thermal expansion is thus avoided.



### 2. Mounting the SafeClicks

The SafeClick elements are screwed onto the IP in-roof profiles at the specified distance on the entire substructure according to the instructions.



### 4. Inserting the modules into the TS insertion profiles

The modules are inserted into the insertion profiles and are held in place by their own weight - there is no need for additional fastening.

# SYSTEM COMPONENTS

All components at a glance

With TRITEC you have the choice: Some components for the PV in-roof system TRI-ROOF+ are available in the color selection „black“ and „blank“ (aluminum silver). Completely tailored to your needs: The profiles and variants marked with \* are available in different lengths on request.

 <p><b>TRI-STAND insertion profile</b> Standard</p> <ul style="list-style-type: none"> <li>variants: TS-30/32/35/38/40</li> <li>also available in blank</li> <li>standard 3.7 m; 6 m on request*</li> </ul>	 <p><b>TRI-STAND end profile</b> Optional</p> <ul style="list-style-type: none"> <li>variants: TS-30/32/35/40</li> <li>also available in blank</li> <li>standard 3.7 m; 6 m on request*</li> </ul>	 <p><b>TRI-ROOF+ in-roof profile IP 3,80 m</b> Standard</p> <ul style="list-style-type: none"> <li>item no.: 1503174</li> </ul>	 <p><b>TRI-ROOF+ horizontal rail TR-H 3,50 m</b> Standard</p> <ul style="list-style-type: none"> <li>item no.: 1503187</li> </ul>
 <p><b>TRI-STAND SafeClick-Torx</b> Standard</p> <ul style="list-style-type: none"> <li>black, item no.: 1502963</li> <li>blank, item no.: 1502870</li> </ul>	 <p><b>TRI-STAND insertion profile connector TS-C</b> Standard</p> <ul style="list-style-type: none"> <li>black, item no.: 1502417</li> <li>blank, item no.: 1502216</li> </ul>	 <p><b>TRI-STAND end bracket TS-E</b> Standard</p> <ul style="list-style-type: none"> <li>black, item no.: 1502307</li> <li>blank, item no.: 1502214</li> </ul>	 <p><b>TRI-STAND anti-slip device AS, for increased loads**</b> Standard</p> <ul style="list-style-type: none"> <li>substructure part for existing SafeClick, pre-assembled</li> <li>item no.: 1503408</li> </ul>
 <p><b>TRI-ROOF+ end plate below AU</b> Standard</p> <ul style="list-style-type: none"> <li>item no.: 1502931</li> </ul>	 <p><b>TRI-ROOF+ mounting clip TR-C</b> Standard</p> <ul style="list-style-type: none"> <li>item no.: 1502544</li> </ul>	 <p><b>TRI-ROOF+ IP profile connector IP-C</b> Standard</p> <ul style="list-style-type: none"> <li>item no.: 1502929</li> </ul>	 <p><b>TRI-ROOF+ end support TR-E+</b> Standard</p> <ul style="list-style-type: none"> <li>item no.: 1503031</li> </ul>
 <p><b>TRI-ROOF+ centre support TR-M</b> Standard</p> <ul style="list-style-type: none"> <li>item no.: 1502667</li> </ul>	 <p><b>TRI-ROOF+ spacer TR-D</b> Standard</p> <ul style="list-style-type: none"> <li>item no.: 1502668</li> </ul>	 <p><b>TRI-ROOF+ flat connector</b> Standard</p> <ul style="list-style-type: none"> <li>item no.: 1502308</li> </ul>	 <p><b>TRI-ROOF+ drip tray TR-H</b> Standard</p> <ul style="list-style-type: none"> <li>item no.: 1502965</li> </ul>
 <p><b>TRI-ROOF+ in-roof profile holder IP-U</b> Standard</p> <ul style="list-style-type: none"> <li>item no.: 1502930</li> </ul>			

Colour key: ● black | ● blank


\* Information on lengths and part numbers on request.

\*\* Point overloads on SafeClicks due to increased snow loads are effectively prevented by the use of TRI-STAND anti-slip protection.

## LEARN MORE

Videos, planning and contact

# TRITEC



Simply scan the QR code or visit the following the following link for more information about TRI-ROOF+, such as installation video, mounting instructions and references.

[www.tritec-energy.com/en/pv-mounting-systems/tri-roof/](http://www.tritec-energy.com/en/pv-mounting-systems/tri-roof/)



Just scan the QR code or visit the following link to watch the training video on our TRI-DESIGN planning software.

<https://www.youtube.com/watch?v=S9WGVIC8x2I>

### The optimal mounting solution for every roof

TRITEC mounting systems combine nearly 40 years of photovoltaic experience. Our own products TRI-STAND, TRI-ROOF+, TRI-CLIP Ready, TRI-FLAT Easyspeed and Easygreen offer optimum PV mounting solutions for the various requirements of different roof types and alignments. We attach great importance to the high-quality processing of the components as well as to the durability of the substructure.

For further information on our products and services, please visit our website at [www.tritec-energy.com](http://www.tritec-energy.com) or our online shop at [shop.tritec-energy.com](http://shop.tritec-energy.com).

You can also contact our experts directly at any time, who will be happy to answer any questions you may have.

Contact us at  
[info@tritec-energy.com](mailto:info@tritec-energy.com)

Website & online shop  
[www.tritec-energy.com](http://www.tritec-energy.com)  
[shop.tritec-energy.com](http://shop.tritec-energy.com)