

TRITEC

ENERGY FOR A BETTER WORLD

TRI-CLIP READY

The PV clamping system with floating module mounting on roof tiles.

- simple
- quick
- efficient



NEW

THE REVOLUTION
IN THE SOLAR MARKET

Floating module array &
Installation in record time

The main advantages:

- Quick and secure – sturdy hollow-chamber profiles are clicked into place without the need for screws
- Flexible roof hook easily compensate for uneven roof surfaces
- No stress on the module or rail system due to thermal expansion
- Simple and efficient installation – all screw connections using a single screwdriver (TX40)
- Suitable for all standard framed solar modules

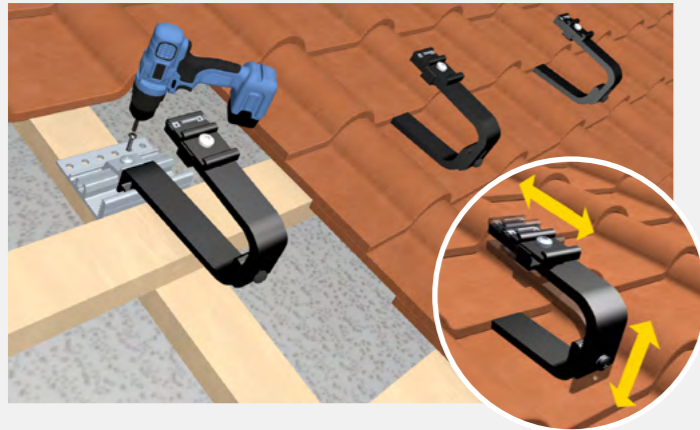
www.tritec-energy.com

TRI-CLIP READY

Innovative PV clamping system with floating module array mounting

The TRI-CLIP Ready PV clamping system enables precise installation in record time using just a single screwdriver. The flexible roof hook with pre-installed SmartFix connector easily compensates for uneven roof surfaces and allows for quick and user-friendly insertion of the profiles without the need for additional screw fastening. The floating module field mounting prevents damage to the modules. The system is equally suitable for both small and large-scale PV installations.

Installing TRI-CLIP Ready is that simple




1. Fitting the roof hooks

Once the local load-bearing capacity of the roof sub-structure has been checked, the roof hooks are fitted in a row in accordance with the installation plan. The SmartFix connectors are then aligned horizontally at the same height and tightened using the TX40 bit to a torque of 15 Nm.




2. Fitting the profiles

The TRI-CLIP Ready clamping profiles click securely and easily into the SmartFix connectors on the roof hooks – no further screw fixing is required. They are now connected to the roof hooks in a floating manner.



3. Easy connection of the profiles

The profiles are rigidly joined using clamp connectors and secured with two grub screws.



4. Secure the modules with clamps











The end and centre clamps are fitted in accordance with the layout plan. The module array is now mounted on a floating support. This prevents glass breakage caused by thermal expansion.

THE SYSTEM COMPONENTS

Easy installation with high-quality components

With TRITEC you have the choice: Many components for TRI-CLIP Ready are available in the colour selection „black“ and „blank“ (aluminum silver). Completely tailored to your needs: The profiles and variants marked with * are available in different lengths on request.

Colour key: ● black | ○ blank


 <p>TRI-CLIP Ready Clamping profile 3.70 m Standard</p> <ul style="list-style-type: none"> • black, item no.: 1503472 • blank, item no.: 1503471 • other lengths available on request* 	 <p>TRI-CLIP Ready Clamp profile connector Standard</p> <ul style="list-style-type: none"> • black, item no.: 1503480 • blank, item no.: 1503479 	 <p>TRI-CLIP Ready roof hook Standard</p> <ul style="list-style-type: none"> • pre-assembled, including TRIENERGY SmartFix connector • black, item no.: 1503476 • blank, item no.: 1503475 	
 <p>TRI-CLIP Ready centre clamp without earth pin 30–40 mm Standard</p> <ul style="list-style-type: none"> • black, item no.: 1503492 • blank, item no.: 1503491 	 <p>TRI-CLIP Ready terminal without earth pin, 30 mm Standard</p> <ul style="list-style-type: none"> • black, item no.: 1503494 • blank, item no.: 1503493 	 <p>TRI-CLIP Ready centre clamp with earthing pin 30–40 mm Standard</p> <ul style="list-style-type: none"> • black, item no.: 1503496 • blank, item no.: 1503495 	 <p>TRI-CLIP Ready terminal clamp with earth pin, 30 mm Standard</p> <ul style="list-style-type: none"> • black, item no.: 1503498 • blank, item no.: 1503497
 <p>TRI-CLIP Ready Endkappe black , für Einlegeklemmprofil Accessories</p> <ul style="list-style-type: none"> • item no.: 1503484 	 <p>TRI-STAND bending tool+ Accessories</p> <ul style="list-style-type: none"> • item No.: 1502938 	 <p>TRI-CLIP Ready Roof hook plate, 1.5 m Accessories</p> <ul style="list-style-type: none"> • item No.: 1503477 	

* Information on lengths and part numbers on request.

LEARN MORE

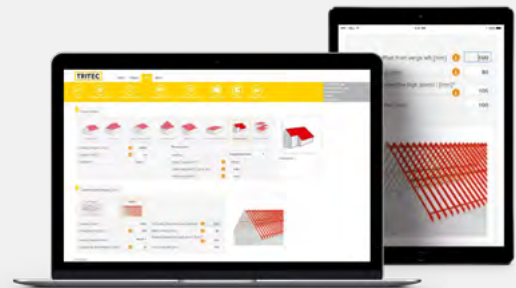
Videos, planning and contact

TRITEC



Simply scan the QR code or visit the link below for more information about the TRI-CLIP Ready clamping system.

www.tritec-energy.com/pv-montagesysteme/tri-clip-ready/



Just scan the QR code or visit the following link to watch the training video on our TRI-DESIGN planning software.

<https://www.youtube.com/watch?v=S9WGVIC8x2I>

The optimal mounting solution for every roof

TRITEC mounting systems combine nearly 40 years of photovoltaic experience. Our own products TRI-STAND, TRI-ROOF+, TRI-CLIP Ready, TRI-FLAT Easyspeed and Easygreen offer optimum PV mounting solutions for the various requirements of different roof types and alignments. We attach great importance to the high-quality processing of the components as well as to the durability of the substructure.

For further information on our products and services, please visit our website at www.tritec-energy.com or our online shop at shop.tritec-energy.com.

You can also contact our experts directly at any time, who will be happy to answer any questions you may have.

Contact us at
info@tritec-energy.com

Website & online shop
www.tritec-energy.com
shop.tritec-energy.com